


# FAREWELL Kindergarten

**REVIEW  
PACK**

**PROUDLY  
COMPLETED BY**



# FAREWELL Kindergarten


REVIEW  
PACK

PROUDLY  
COMPLETED BY






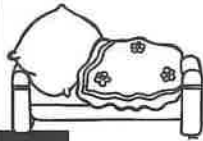





#

# Kindergarten REVIEW



Name \_\_\_\_\_


## I can read CVC WORDS

 1 cap cup cat	 2 bib bat tub	 3 pet pen hen
 4 bat bed beg	 5 hat ham hut	 6 mop mat mug
 7 hat hit sit	 8 map mat cat	 9 hug mop map

#2

# Kindergarten REVIEW

Name \_\_\_\_\_



## I can read CVC WORDS



jet

jam

ham

1

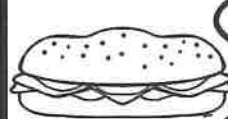


lip

fog

log

2



sun

run

sub

3



got

gum

mom

4



wet

wag

pet

5



tag

pet

pad

6



fun

fox

box

7




dog

dim

dip

8



sun

fun


run

9


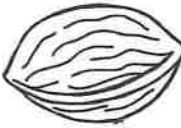


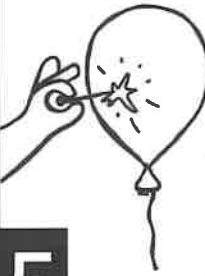




#3

# Kindergarten REVIEW

Name \_\_\_\_\_




## I can read CVC WORDS

 <b>1</b> jet lip pan	 <b>2</b> net not nut	 <b>3</b> cap pup cop
 <b>4</b> cat kit can	 <b>5</b> pit pup pop	 <b>6</b> nut pet net
 <b>7</b> cat cup car	 <b>8</b> van vet tag	 <b>9</b> pet pig pot










#4

# Kindergarten REVIEW



Name \_\_\_\_\_


## I can read CVC WORDS

 <b>1</b> hug hut hat	 <b>2</b> rib rub rob	 <b>3</b> mat mug mad
 <b>4</b> ten hot pot	 <b>5</b> rug rod run	 <b>6</b> cat cup cub
 <b>7</b> hen ham hug	 <b>8</b> hug hut hop	 <b>9</b> six sit sip



#5

# Kindergarten REVIEW



Name \_\_\_\_\_

## I can read CVC WORDS




jam

jet

pet

1



cut

cup

cat

2



pin

pit

pat

3




tip

top

tap

4



cat

cap

cut

5



let

leg

tag

6



mat

mix

nut

7



bus

tub

bag

8



rug


sun

run

9




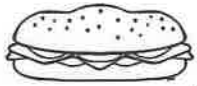





#6

# Kindergarten REVIEW



Name \_\_\_\_\_

## I can read CVC WORDS

<b>1</b>  zip pet hit	<b>2</b>  tan ten tag	<b>3</b>  bar bag bat
<b>4</b>  sub sit sun	<b>5</b>  can cat car	<b>6</b>  beg bit bag
<b>7</b>  fun fox fan	<b>8</b>  mug mud met	<b>9</b>  sub sat sob





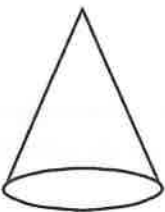

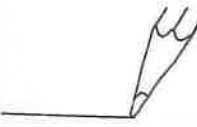




# Kindergarten REVIEW



Name \_\_\_\_\_

I can read **LONG VOWELS**

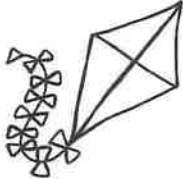

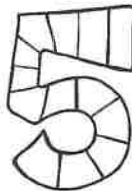




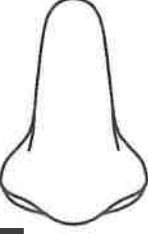
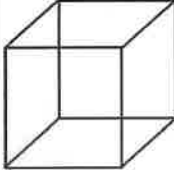
 <b>1</b> cape date tape	 <b>2</b> tube cube rope	 <b>3</b> bike rake home
 <b>4</b> hike bike bite	 <b>5</b> cone cane home	 <b>6</b> cake make rake
 <b>7</b> pine line mine	 <b>8</b> mule rule tune	 <b>9</b> ripe hike rose

# Kindergarten REVIEW

Name \_\_\_\_\_



I can read **LONG VOWELS**

 <b>1</b> kite hike bite	 <b>2</b> rate date wave	 <b>3</b> hive five mine
 <b>4</b> home bone pine	 <b>5</b> cane mane cake	 <b>6</b> rope robe rose
 <b>7</b> lake like hike	 <b>8</b> rose note nose	 <b>9</b> cape cube cute

# Kindergarten REVIEW

# 1

Name \_\_\_\_\_



I can write **BLENDS**


ess



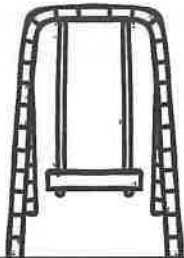
ide



ail



ing



etzel




ass



own



ore



obe



# Kindergarten REVIEW


#2

Name \_\_\_\_\_



I can write **BLENDS**

eep



ant



ink



ock



irt



ash



ick



eak



ane



# Kindergarten REVIEW

# 1

Name \_\_\_\_\_



I can write **DIGRAPHS**

ower

1



istle

2



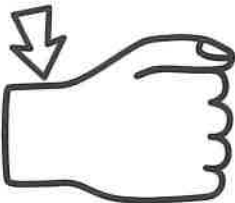
icken

3



ist

4



eep

5



uilt

6



ite

7



one

8



ess


9



# Kindergarten REVIEW

#2

Name \_\_\_\_\_



I can write **DIGRAPHS**

eese



reath



orn



arter



ite



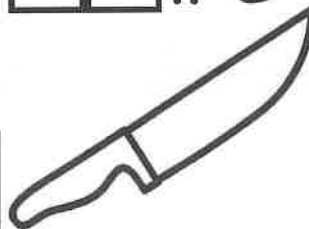
oto



ell



ife



op





# Kindergarten REVIEW



Name \_\_\_\_\_

I can tell **MORE** OR **LESS**

<b>1</b>  1 < 4	<b>2</b>  9 < 8	<b>3</b>  5 < 0
<b>4</b>  2 < 9	<b>5</b>  3 < 7	<b>6</b>  2 < 3
<b>7</b>  5 < 1	<b>8</b>  2 < 5	<b>9</b>  8 < 1

# Kindergarten REVIEW



Name \_\_\_\_\_ + \_\_\_\_\_

I can tell **MORE** OR **LESS**

<b>1</b>   	<b>2</b>   	<b>3</b>   
<b>4</b>   	<b>5</b>   	<b>6</b>   
<b>7</b>   	<b>8</b>   	<b>9</b>   

# Kindergarten REVIEW



Name \_\_\_\_\_

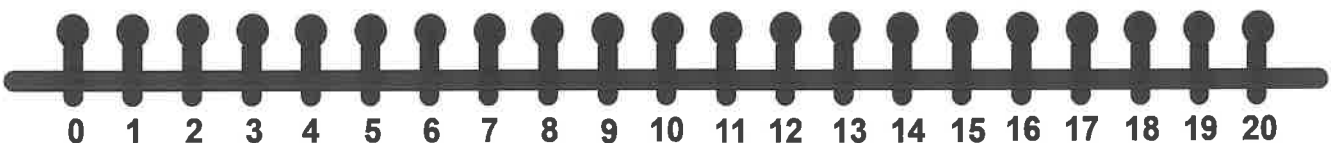
I can

COUNT

ON

1 5 _____	2 12 _____	3 9 _____
4 10 _____	5 3 _____	6 16 _____
7 14 _____	8 11 _____	9 20 _____

©Keeping My Kiddo Busy, LLC 2020 keepingmykiddobusy.com

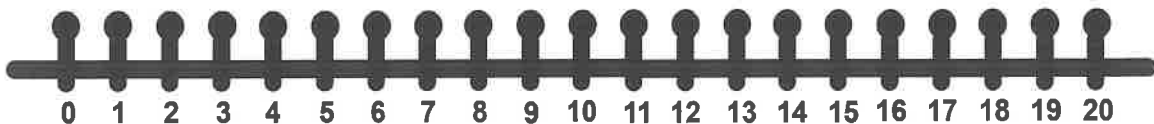


# Kindergarten REVIEW




Name \_\_\_\_\_

I can write numbers **1-20**

# Kindergarten REVIEW



Name \_\_\_\_\_

I can use **NUMBER LINES**

7  0 1 2 3 4 5 6 7 8 9 10	5  0 1 2 3 4 5 6 7 8 9 10
9  0 1 2 3 4 5 6 7 8 9 10	2  0 1 2 3 4 5 6 7 8 9 10
1  0 1 2 3 4 5 6 7 8 9 10	8  0 1 2 3 4 5 6 7 8 9 10
10  0 1 2 3 4 5 6 7 8 9 10	6  0 1 2 3 4 5 6 7 8 9 10


# Kindergarten REVIEW



Name \_\_\_\_\_

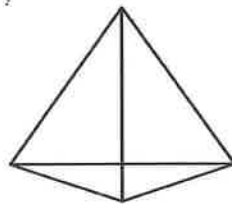
**2 D** shapes **3 D** solids

square



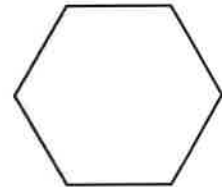
1

pyramid



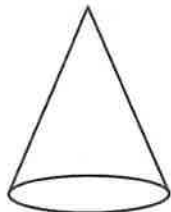
2

hexagon



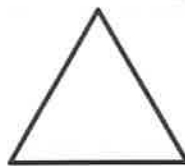
3

cone



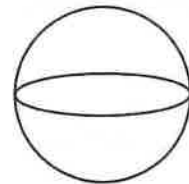
4

triangle




5

sphere



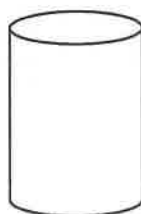
6

circle



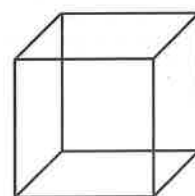
7

cylinder



8

cube



9



# Kindergarten REVIEW

Name \_\_\_\_\_




I can spell **TEEN** numbers


15 fifteen




13 thirteen



16 sixteen



19 nineteen



17 seventeen



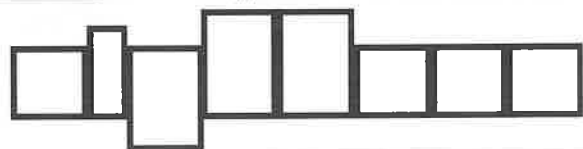
14 fourteen



12 twelve



18 eighteen












# Kindergarten REVIEW



Name \_\_\_\_\_

I can show **TEENS**

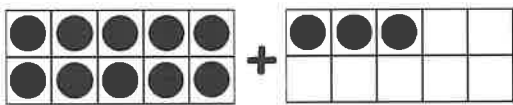
 15 fifteen	 13 thirteen	 17 seventeen
 16 sixteen	 19 nineteen	 14 fourteen
 20 twenty	 12 twelve	 18 eighteen

# Kindergarten REVIEW

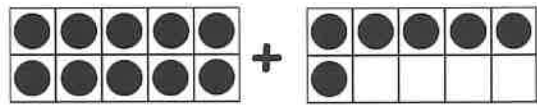


Name \_\_\_\_\_

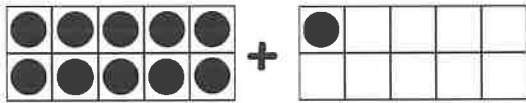
I can **COMPOSE** teens



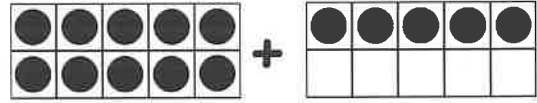
$$\boxed{10} + \boxed{3} = \boxed{13}$$



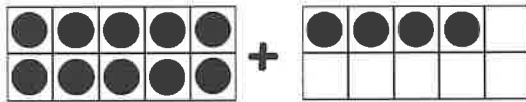
$$\boxed{\phantom{00}} + \boxed{\phantom{00}} = \boxed{\phantom{00}}$$



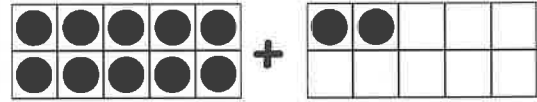
$$\boxed{\phantom{00}} + \boxed{\phantom{00}} = \boxed{\phantom{00}}$$



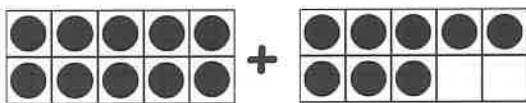
$$\boxed{\phantom{00}} + \boxed{\phantom{00}} = \boxed{\phantom{00}}$$



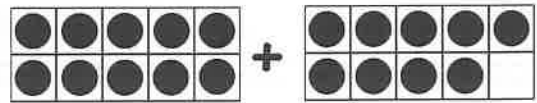
$$\boxed{\phantom{00}} + \boxed{\phantom{00}} = \boxed{\phantom{00}}$$



$$\boxed{\phantom{00}} + \boxed{\phantom{00}} = \boxed{\phantom{00}}$$




$$\boxed{\phantom{00}} + \boxed{\phantom{00}} = \boxed{\phantom{00}}$$



$$\boxed{\phantom{00}} + \boxed{\phantom{00}} = \boxed{\phantom{00}}$$

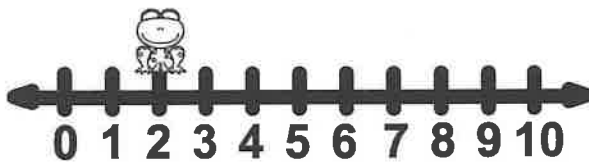
# Kindergarten REVIEW




Name \_\_\_\_\_

I am good at **ADDITION**

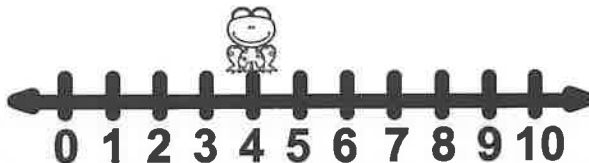
$$2 + 5 = \underline{\quad}$$



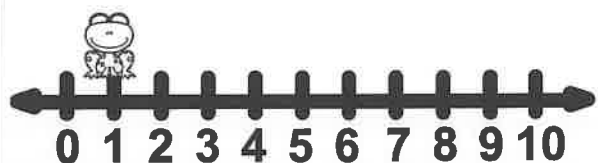
$$6 + 2 = \underline{\quad}$$



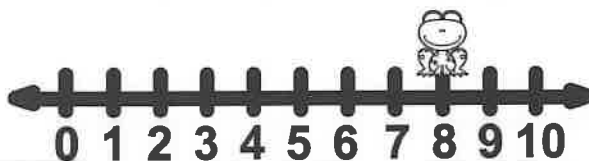
$$4 + 6 = \underline{\quad}$$




$$1 + 3 = \underline{\quad}$$




$$8 + 1 = \underline{\quad}$$




$$7 + 2 = \underline{\quad}$$



$$5 + 3 = \underline{\quad}$$



$$3 + 3 = \underline{\quad}$$




# Kindergarten REVIEW




Name \_\_\_\_\_

I am good at **SUBTRACTION**


$$5 - 2 = \underline{\quad}$$



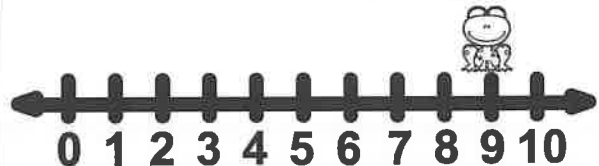
$$6 - 4 = \underline{\quad}$$



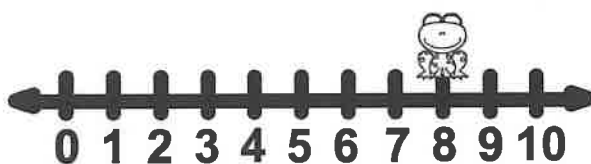
$$4 - 0 = \underline{\quad}$$



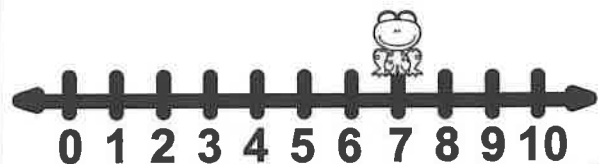
$$9 - 3 = \underline{\quad}$$




$$8 - 1 = \underline{\quad}$$



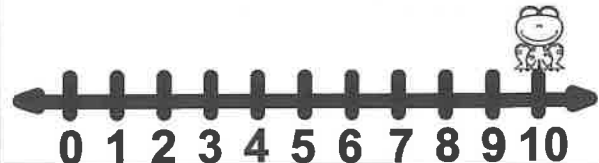
$$7 - 5 = \underline{\quad}$$



$$5 - 3 = \underline{\quad}$$



$$10 - 6 = \underline{\quad}$$



# Kindergarten REVIEW



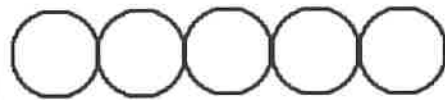
Name \_\_\_\_\_

I am good at

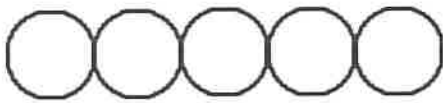
**SUMS OF 5**



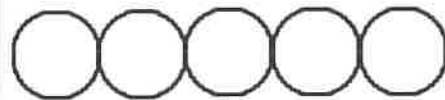
$$\underline{\quad} + \underline{\quad} = \underline{\quad} 5$$



$$\underline{\quad} + \underline{\quad} = \underline{\quad} 5$$



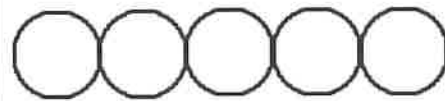
$$\underline{\quad} + \underline{\quad} = \underline{\quad} 5$$



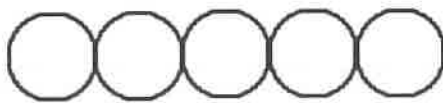
$$\underline{\quad} + \underline{\quad} = \underline{\quad} 5$$



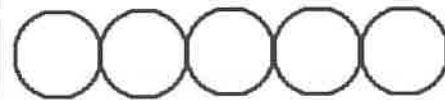
$$\underline{\quad} + \underline{\quad} = \underline{\quad} 5$$



$$\underline{\quad} + \underline{\quad} = \underline{\quad} 5$$



$$\underline{\quad} + \underline{\quad} = \underline{\quad} 5$$



$$\underline{\quad} + \underline{\quad} = \underline{\quad} 5$$




# Kindergarten REVIEW



Name \_\_\_\_\_


## I can do STORY PROBLEMS



I saw **3** butterflies.  
Then I saw **2** more.  
How many did I see  
altogether?

+ =

\_\_\_\_\_



I ate **5** strawberries.  
Then I ate **4** more.  
How many did I eat  
altogether?

+ =


\_\_\_\_\_



I picked **1** pumpkin.  
My mom picked **2** pumpkins.  
How many did we pick  
altogether?

+ =

\_\_\_\_\_



We counted **6** frogs in the  
pond.  
Then **3** more hopped in.  
How many did we see  
altogether?

+ =


\_\_\_\_\_

# Kindergarten REVIEW




Name \_\_\_\_\_

## I can do STORY PROBLEMS



I saw **7** whales.  
Then **2** swam away.  
How many whales are left?

$$\underline{\quad} - \underline{\quad} = \underline{\quad}$$



**4** pigs were playing in the mud.  
**2** went back in the barn.  
How many are still in the mud?

$$\underline{\quad} - \underline{\quad} = \underline{\quad}$$



**5** bananas are in the basket.  
I ate **1**.  
How many are left?

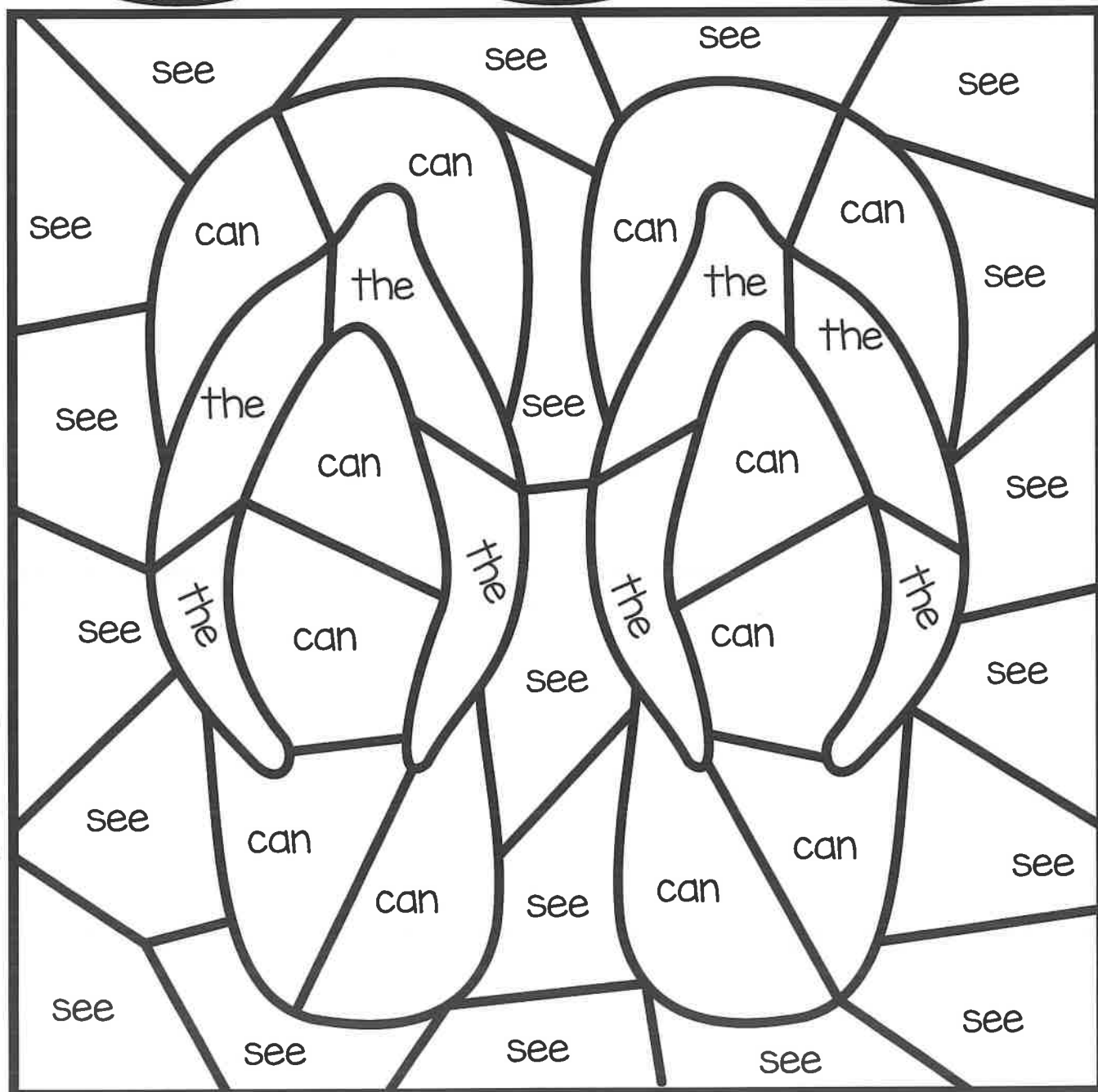
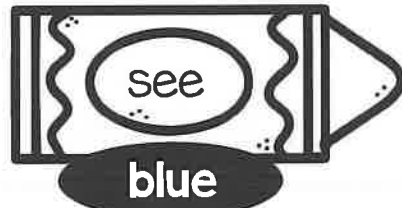
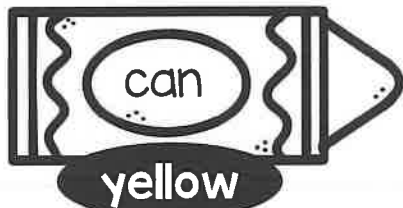
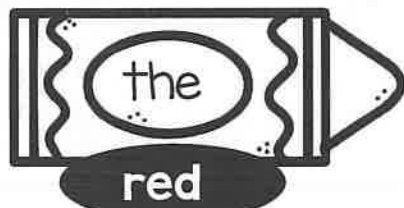
$$\underline{\quad} - \underline{\quad} = \underline{\quad}$$



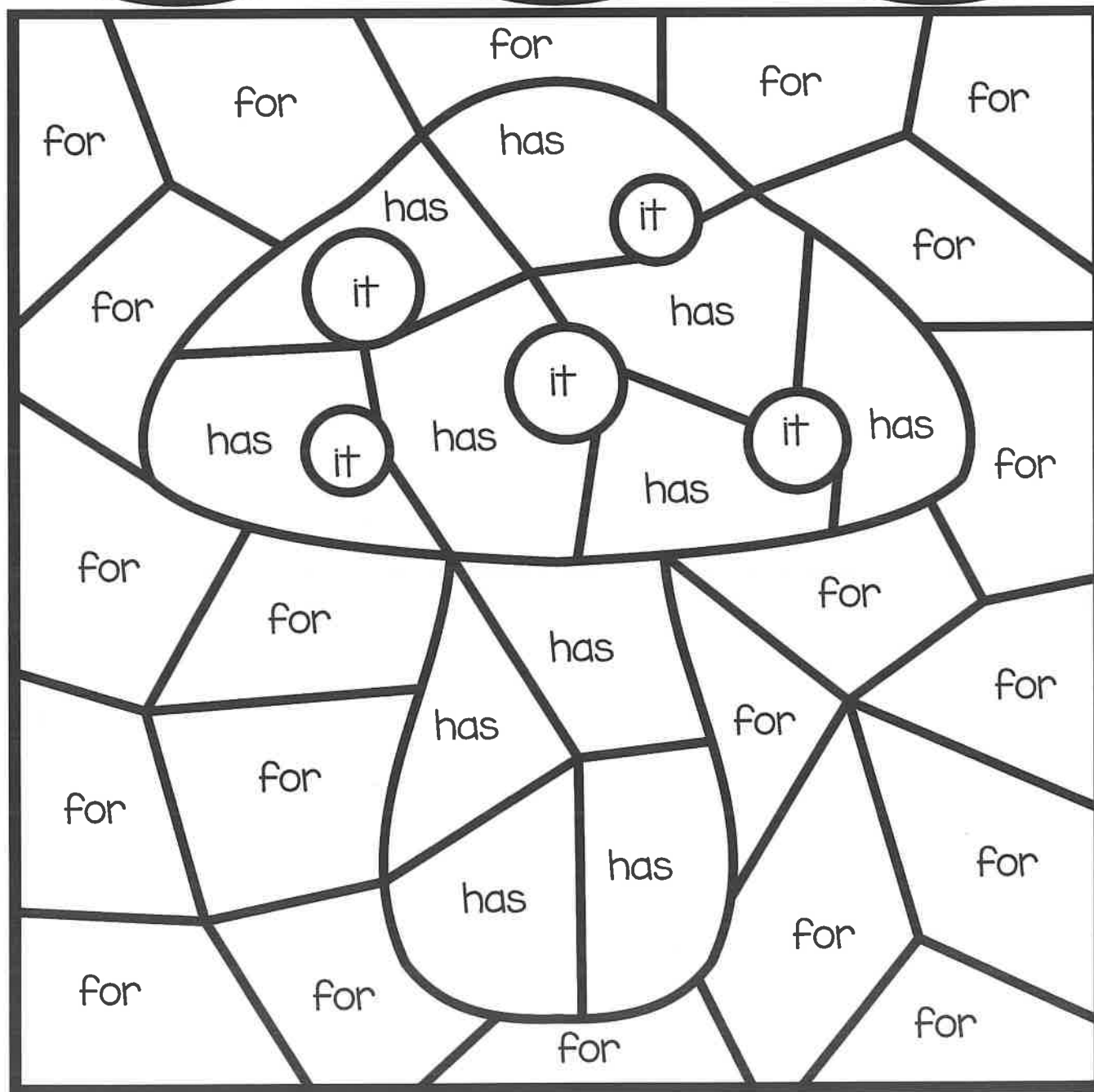

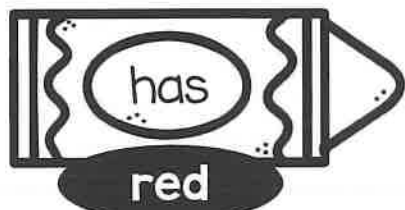
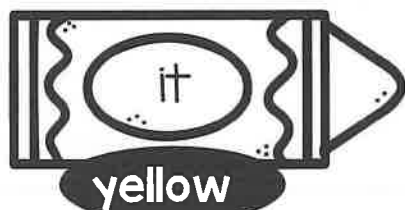
**3** bunnies were eating carrots.  
Then **2** hopped away.  
How many bunnies are left?

$$\underline{\quad} - \underline{\quad} = \underline{\quad}$$

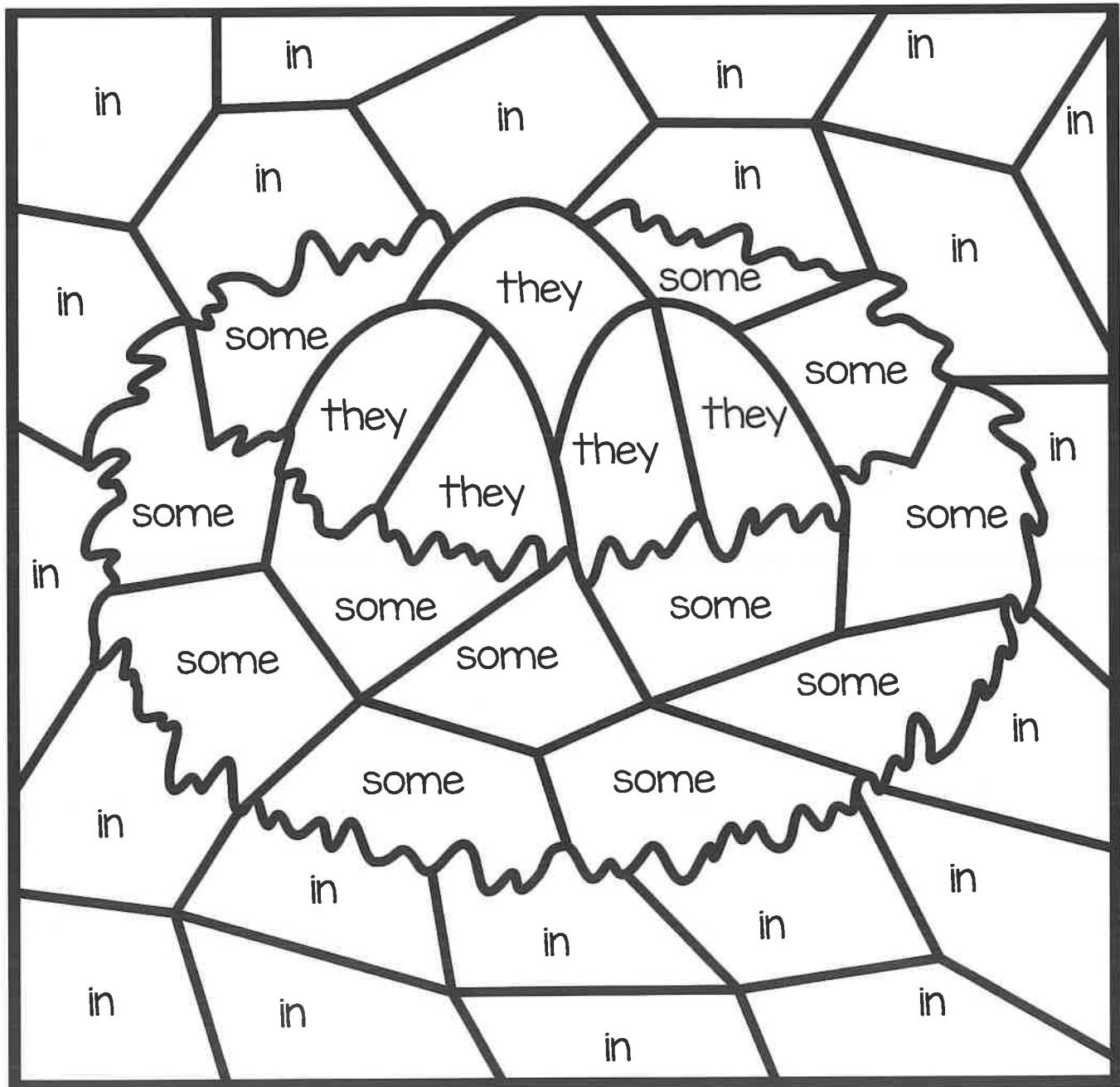



Name \_\_\_\_\_

I can **COLOR** by code

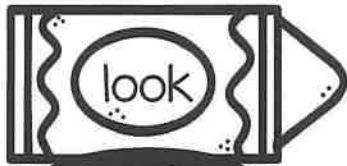
Name \_\_\_\_\_

I can **COLOR** by code

Name \_\_\_\_\_

I can **COLOR** by code

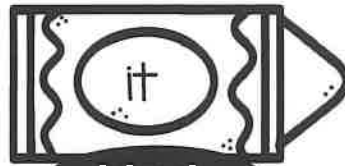
Name \_\_\_\_\_

I can **COLOR** by code

red



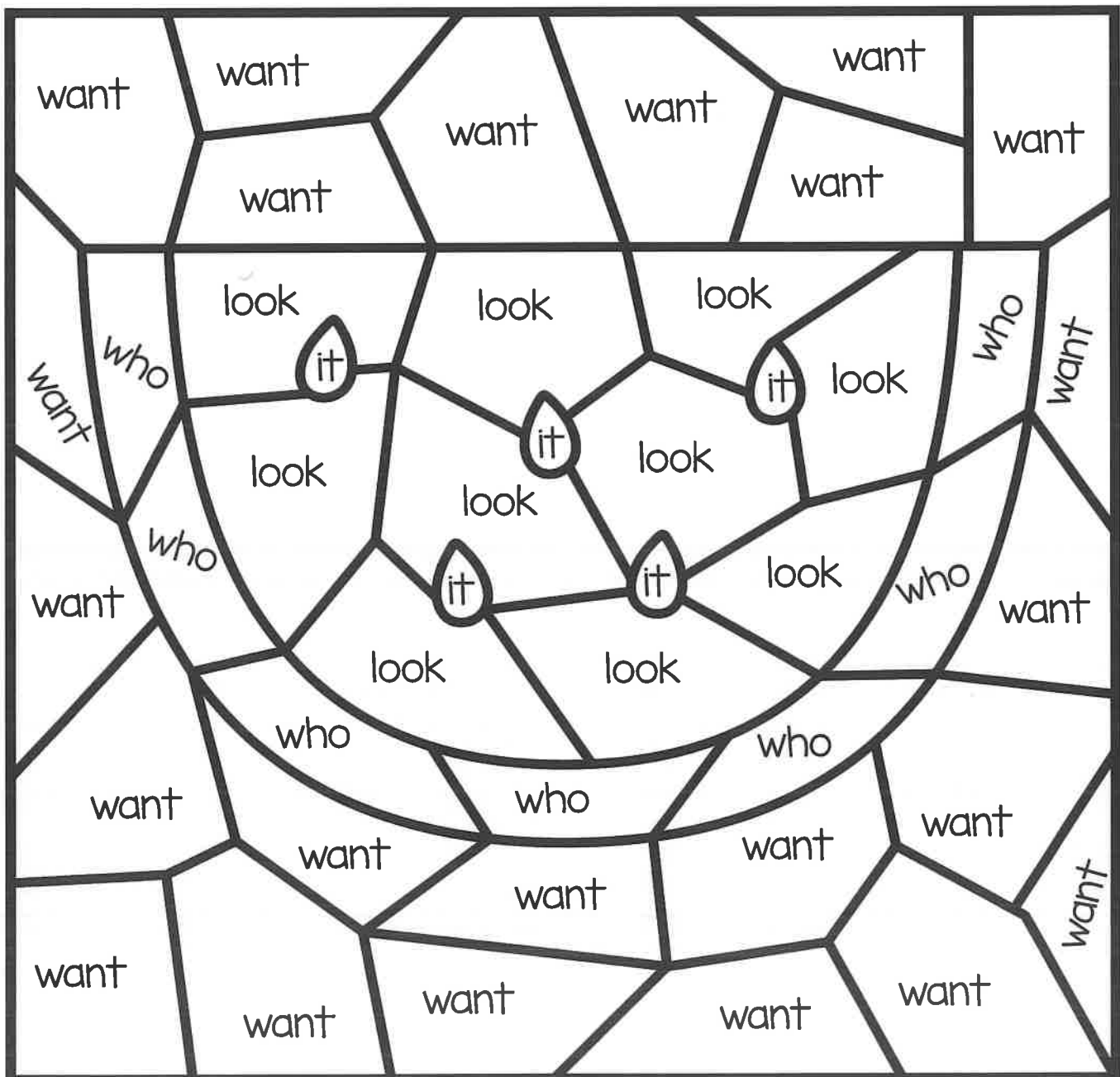
green



black

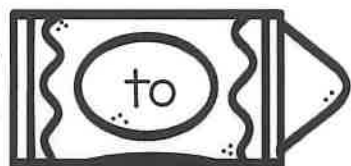


blue

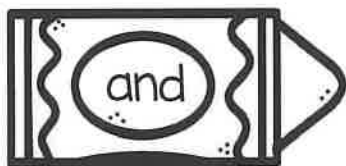




Name \_\_\_\_\_

I can **COLOR** by code

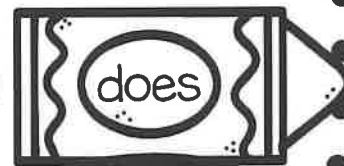
black



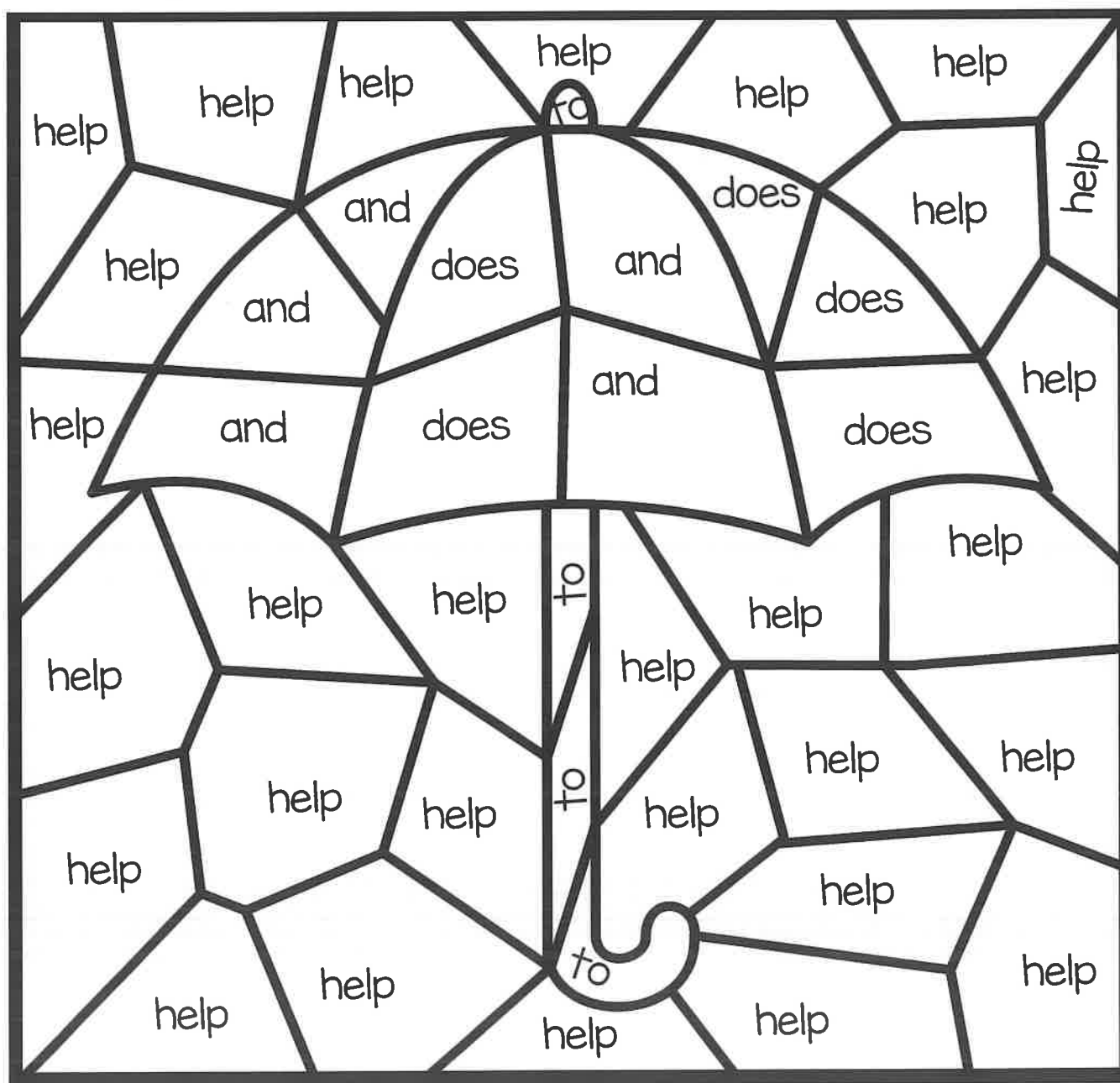
green



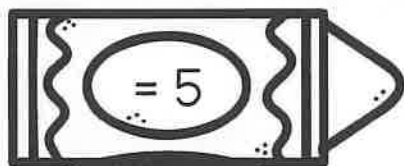
blue



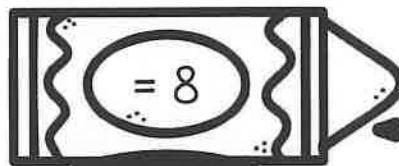
purple



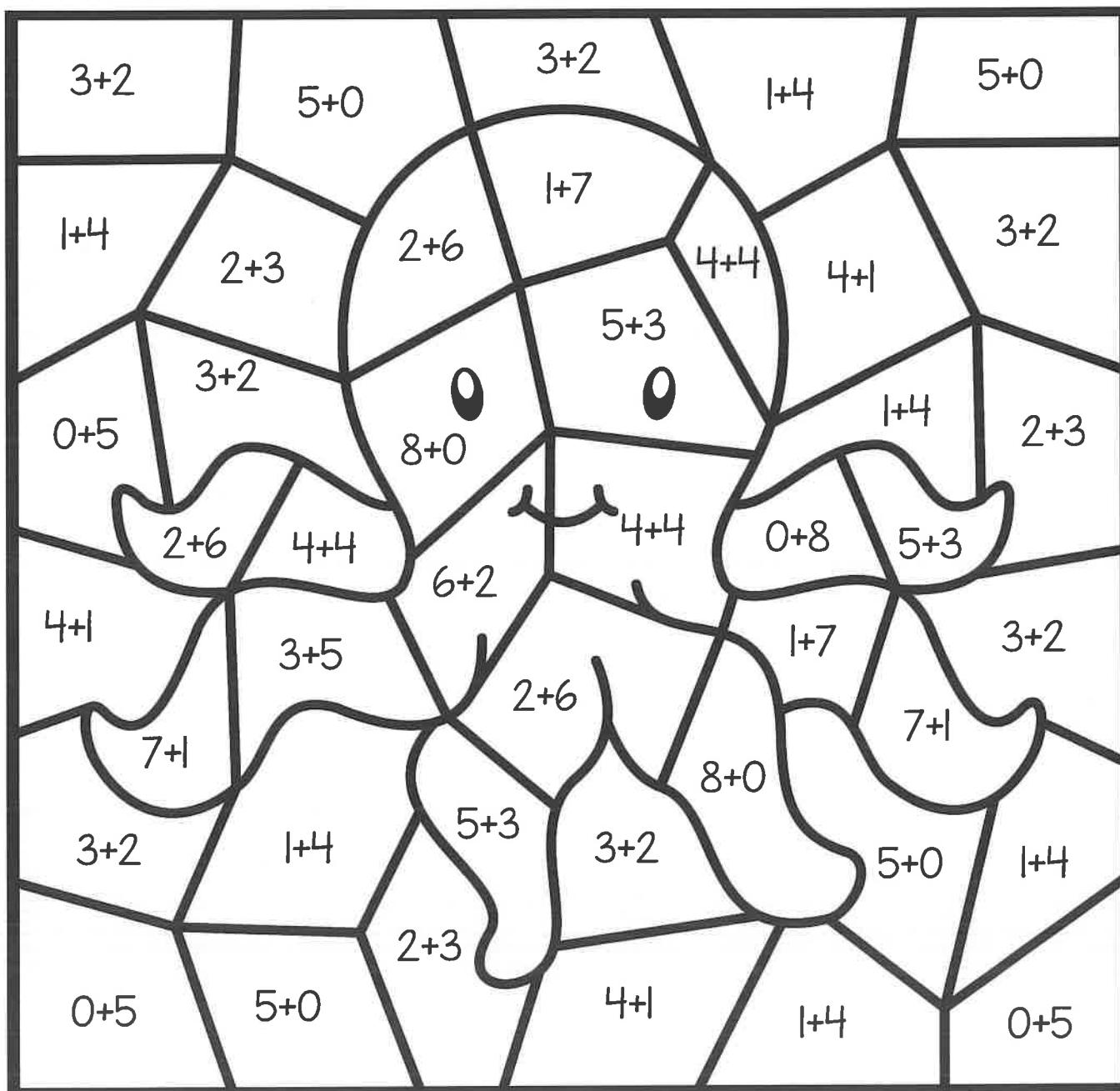
# I can COLOR by code



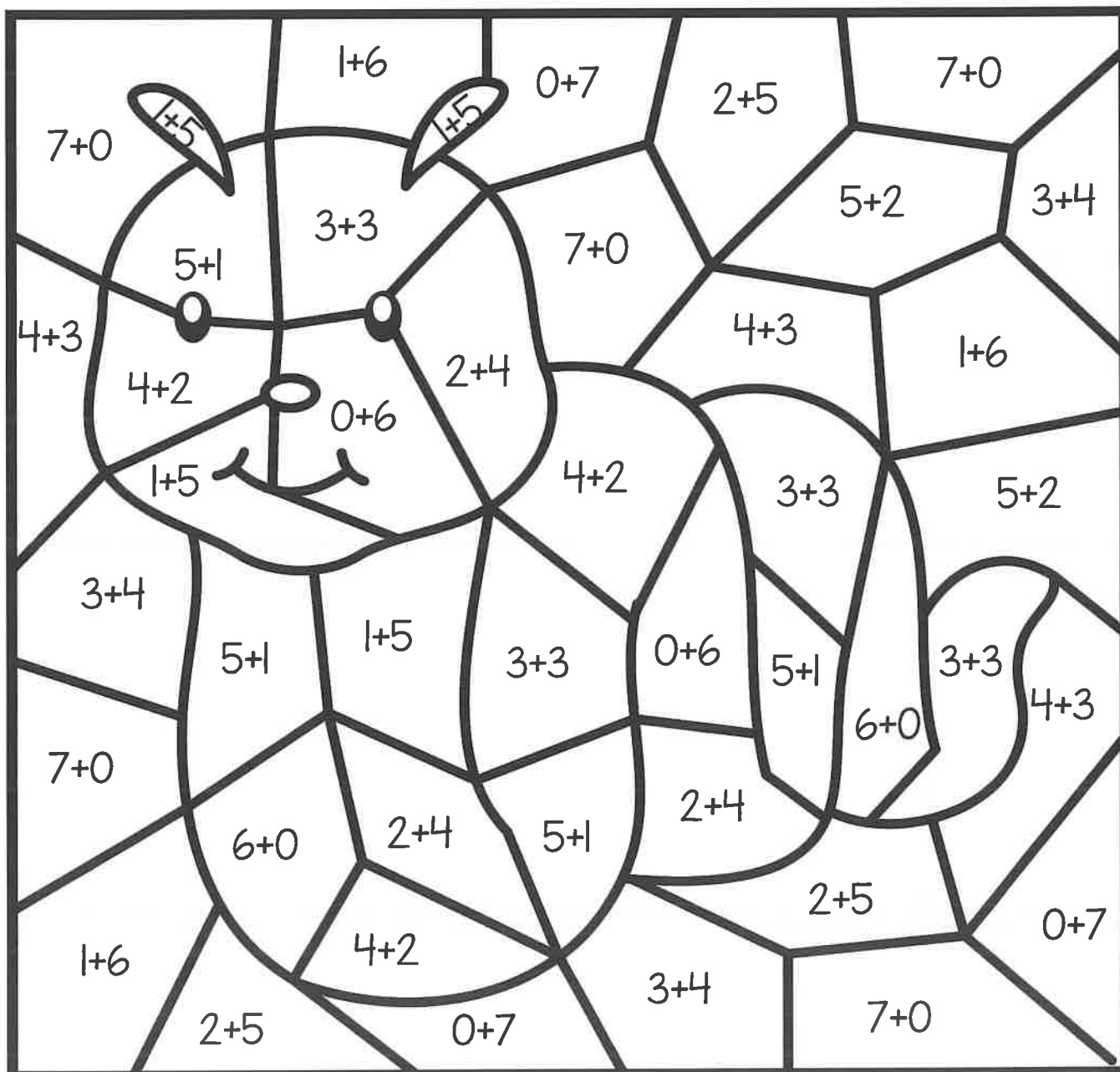

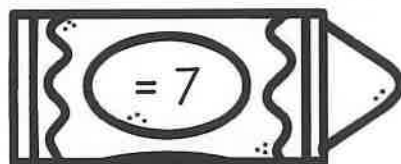
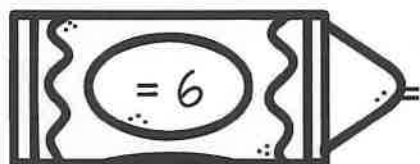
blue



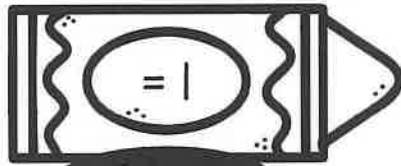
grey



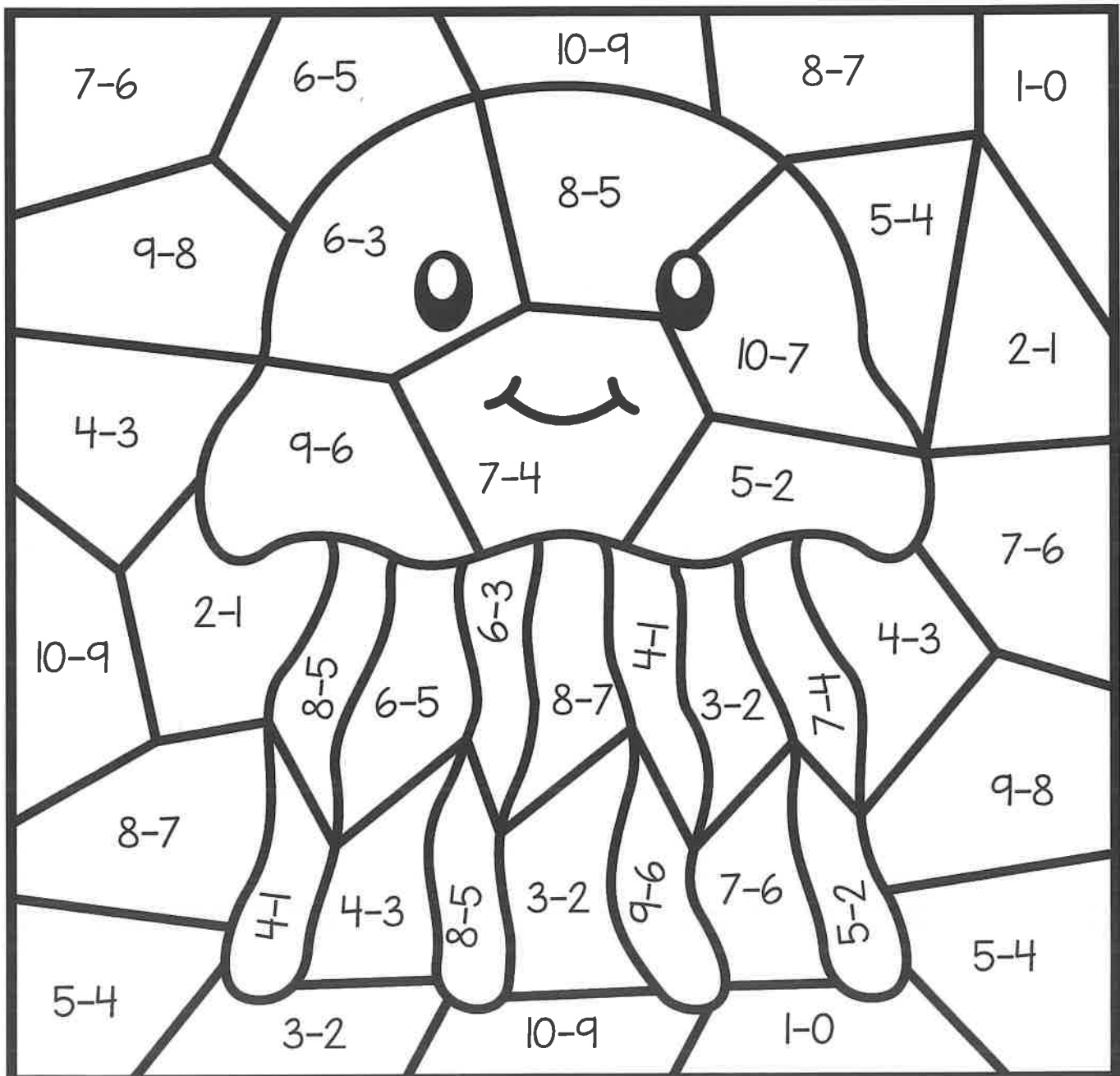
I can **COLOR** by code



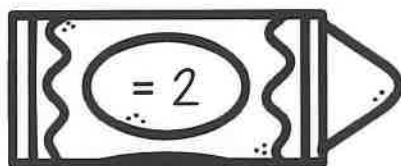
**yellow**



**blue**



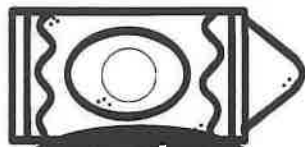
orange



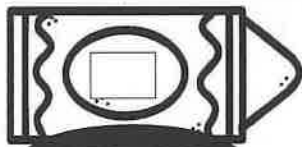
purple



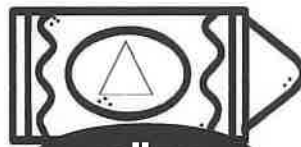
Name \_\_\_\_\_

I can **COLOR** by code

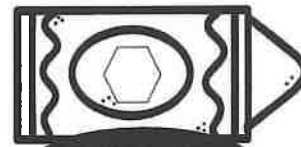
red



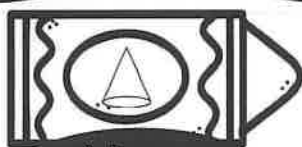
orange



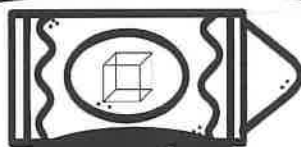
yellow



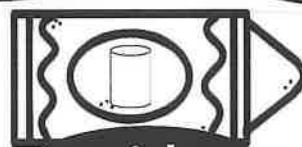
green



blue




purple



pink

©Keeping My Kiddo Busy, LLC 2020 keepingmykiddobusy.com







Name \_\_\_\_\_

# Kindergarten REVIEW

## WORD FAMILIES

Write as many words that you can think of under each word family.





Name \_\_\_\_\_

# Kindergarten

# REVIEW

## WORD FAMILIES

Write as many words that you can think of under each word family.



Name \_\_\_\_\_

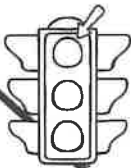
# Kindergarten

## REVIEW

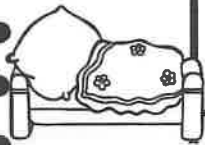
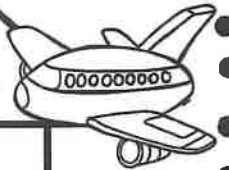
### WORD FAMILIES

Write as many words that you can think of under each word family.

-ed



-et



-en



-eg






Name \_\_\_\_\_

# Kindergarten REVIEW

## WORD FAMILIES

Write as many words that you can think of under each word family.






Name \_\_\_\_\_

# Kindergarten

## REVIEW

### WORD FAMILIES

Write as many words that you can think of under each word family.



Name \_\_\_\_\_

# Kindergarten

## REVIEW

### WORD FAMILIES

Write as many words that you can think of under each word family.

 <p>-ut</p>	 <p>-ug</p>
 <p>-un</p>	 <p>-ub</p>






Name \_\_\_\_\_

# Kindergarten

## REVIEW


### WORD FAMILIES

DIY : make your own word family houses and fill in the words.



Name \_\_\_\_\_

Help the kindergarten kids get to first grade. Then complete the sentence below.




©Keeping My Kiddo Busy, LLC 2020 keepingmykiddobusy.com

I'm excited for 1<sup>st</sup> grade

because

Name \_\_\_\_\_

Help the kindergarten kids get to first grade. Then complete the sentence below.





©Keeping My Kiddo Busy, LLC 2020 keepingmykiddobusy.com

I'm nervous for 1<sup>st</sup> grade

because

Name \_\_\_\_\_

Help the kindergarten kids get to first grade. Then complete the sentence below.



First Grade

I think I <sup>st</sup> grade will be \_\_\_\_\_  
because \_\_\_\_\_  
\_\_\_\_\_  
\_\_\_\_\_



Name \_\_\_\_\_


Connect the dots in order! Then write the missing numbers.

1				
		8		

- |    |    |    |    |    |    |    |    |    |    |
|----|----|----|----|----|----|----|----|----|----|
| 1  | 2  | 75 | 45 | 58 | 88 | 19 | 3  | 6  | 17 |
| 20 | 3  | 27 | 29 | 12 | 13 | 27 | 25 | 14 | 86 |
| 5  | 4  | 98 | 10 | 11 | 14 | 75 | 36 | 20 | 47 |
| 6  | 7  | 8  | 9  | 44 | 15 | 88 | 68 | 87 | 85 |
| 99 | 15 | 12 | 11 | 21 | 16 | 27 | 29 | 20 | 45 |
| 24 | 85 | 78 | 77 | 18 | 17 | 85 | 89 | 9  | 35 |
| 68 | 63 | 36 | 25 | 19 | 14 | 23 | 24 | 25 | 87 |
| 87 | 24 | 66 | 7  | 20 | 21 | 22 | 14 | 26 | 89 |
| 99 | 78 | 7  | 67 | 62 | 63 | 77 | 28 | 27 | 35 |
| 38 | 32 | 23 | 39 | 93 | 24 | 10 | 29 | 80 | 35 |
| 85 | 47 | 87 | 88 | 21 | 85 | 44 | 30 | 31 | 90 |
| 22 | 66 | 62 | 44 | 24 | 45 | 15 | 19 | 32 | 33 |

	12			
			19	





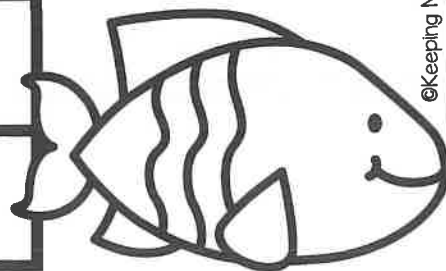
Name \_\_\_\_\_

Connect the dots in order! Then write the missing numbers.

		3		
6				

- |    |    |    |    |    |    |    |    |    |    |
|----|----|----|----|----|----|----|----|----|----|
| 1  | 33 | 56 | 15 | 75 | 10 | 18 | 72 | 8  | 19 |
| 2  | 3  | 4  | 29 | 12 | 74 | 27 | 25 | 14 | 25 |
| 68 | 6  | 5  | 2  | 78 | 35 | 75 | 85 | 66 | 77 |
| 56 | 7  | 26 | 5  |    | 88 | 88 | 36 | 37 | 77 |
| 96 | 8  | 17 | 18 | 13 | 14 | 15 | 16 | 20 | 47 |
| 2  | 9  | 10 | 11 | 12 | 28 | 85 | 17 | 99 | 88 |
| 6  | 63 | 36 | 25 | 52 | 14 | 41 | 18 | 47 | 35 |
| 86 | 24 | 66 | 7  | 28 | 27 | 21 | 19 | 20 | 23 |
| 9  | 78 | 76 | 67 | 29 | 26 | 25 | 78 | 21 | 10 |
| 22 | 32 | 23 | 31 | 30 | 80 | 24 | 23 | 22 | 75 |
| 9  | 45 | 88 | 32 | 35 | 36 | 37 | 70 | 80 | 78 |
| 66 | 78 | 89 | 33 | 34 | 5  | 38 | 39 | 40 | 41 |

		13		
16				








Name \_\_\_\_\_

Connect the dots in order! Then write the missing numbers.

	2			
				10


- |    |    |    |    |    |    |    |    |    |    |
|----|----|----|----|----|----|----|----|----|----|
| 1  | 2  | 7  | 12 | 11 | 80 | 1  | 98 | 35 | 75 |
| 7  | 3  | 27 | 29 | 12 | 74 | 27 | 25 | 14 | 86 |
| 88 | 4  | 98 | 2  | 78 | 35 | 75 | 34 | 35 | 36 |
| 35 | 5  | 6  | 7  | 44 | 31 | 32 | 33 | 3  | 37 |
| 9  | 15 | 12 | 8  | 21 | 30 | 43 | 42 | 20 | 38 |
| 12 | 11 | 10 | 9  | 21 | 29 | 44 | 41 | 40 | 39 |
| 13 | 63 | 36 | 29 | 52 | 28 | 45 | 74 | 47 | 87 |
| 14 | 15 | 66 | 25 | 26 | 27 | 46 | 14 | 14 | 89 |
| 17 | 16 | 76 | 24 | 62 | 63 | 47 | 25 | 21 | 35 |
| 18 | 32 | 10 | 23 | 93 | 49 | 48 | 55 | 56 | 35 |
| 19 | 20 | 21 | 22 | 77 | 50 | 44 | 54 | 57 | 90 |
| 22 | 66 | 62 | 44 | 24 | 51 | 52 | 53 | 58 | 59 |

11				



Name \_\_\_\_\_

I Can




**WRITE THE ALPHABET**

	lowercase			

Name \_\_\_\_\_


I Can



**WRITE THE ALPHABET**

	<b>UPPERCASE</b>			

# DEAR <sup>1st</sup> grade TEACHER



Date:

Dear


Next year, I will be in  
first grade. I feel

You can help me by

I want you to know

From,

DEAR <sup>1st</sup> grade TEACHER



A large rectangular box with rounded corners for writing the letter. Below this box are ten sets of primary-ruled lines, each consisting of a solid top line, a dashed middle line, and a solid bottom line, for practicing handwriting.

# DEAR <sup>1st</sup> grade TEACHER



Date:

Dear

Next year, I will be in  
first grade. I feel

You can help me by

1.

2.

I want you to know

From,



# DEAR <sup>1st</sup> grade TEACHER



A large rectangular box with rounded corners, intended for a drawing or illustration.

Handwriting practice lines consisting of multiple sets of three horizontal lines (top solid, middle dashed, bottom solid).

Name \_\_\_\_\_

# Narrative **PROMPT**




Write about a time you went swimming. Where did you go and who went with you? Be sure to write details.

Handwriting practice lines consisting of solid top and bottom lines with a dashed middle line. There are ten sets of these lines for writing.

Name



# Expository **PROMPT**




Write about how to play your favorite game.  
Be sure to describe the steps and write many details.

This image shows a full page of handwriting practice paper. It contains ten identical sets of horizontal lines arranged vertically. Each set is composed of three lines: a solid top line, a dashed middle line, and a solid bottom line, providing a guide for letter height and placement. The paper is otherwise blank, with no text or other markings.

Name \_\_\_\_\_

# Opinion **PROMPT**



Write about your favorite dessert. Why do you love it?  
Write as many details as you can.

Handwriting practice lines consisting of solid top and bottom lines with a dashed middle line. There are ten sets of these lines for writing.

Name \_\_\_\_\_

# Persuasive **PROMPT**



A large, empty rectangular box with rounded corners, intended for writing a persuasive prompt.

Write about why you should get a new pet.  
What kind of pet and why? Write as many details as you can.

Handwriting practice lines consisting of multiple sets of solid top and bottom lines with a dashed middle line.